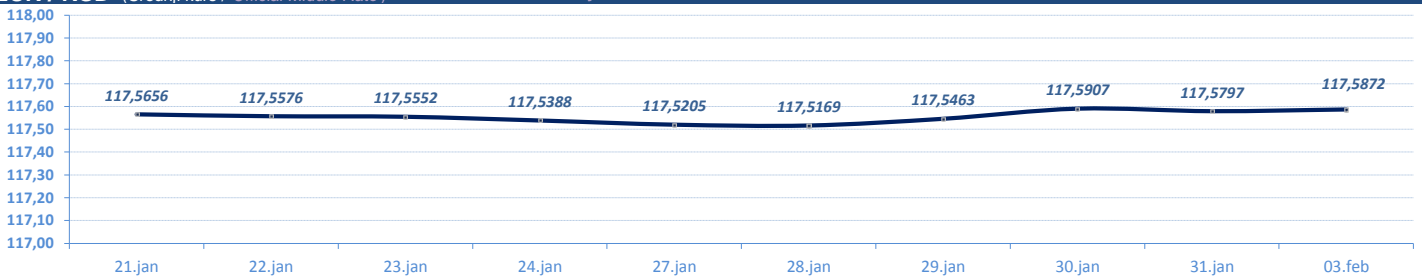


VESTI / NEWS

- ▶ **SREDNJI KURS EUR/RSD**: Dinar neznatno oslabio u odnosu na evro za 0,008 dinara, srednji kurs **117,5872**. Obim međubankarske trgovine evrom na dan 31. januar do 12:30h iznosio je 10,4 milion evra.
- ▶ **BEOGRADSKA BERZA**: Indeksi zabeležili rast vrednosti, BELEX15 viši za 0,15 odsto, BELEXline viši za 0,08 odsto. Promet manji u odnosu na prethodni dan, na regulisanom tržištu najviše trgovano akcijama NIS-a, Aerodroma Nikola Tesla, Philip Morris Operations-a, Valjaonice Sevojno i Globos osiguranja.

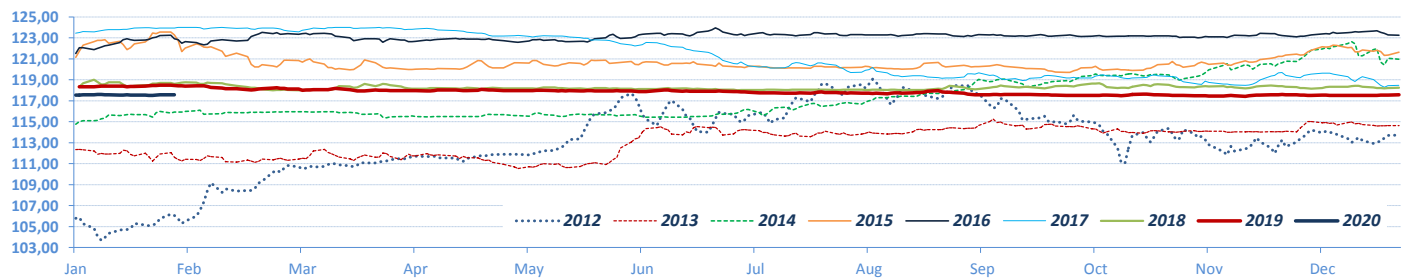
DEVIZNO TRŽIŠTE / FX MARKET

EUR / RSD (Srednji kurs / Official Middle Rate) ▶ 10 dana / 10 days

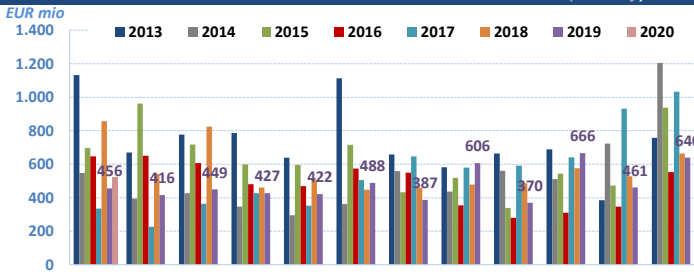


Izvor/Source: NBS

EUR / RSD (Srednji kurs/ Official middle rate) ▶ Jan -

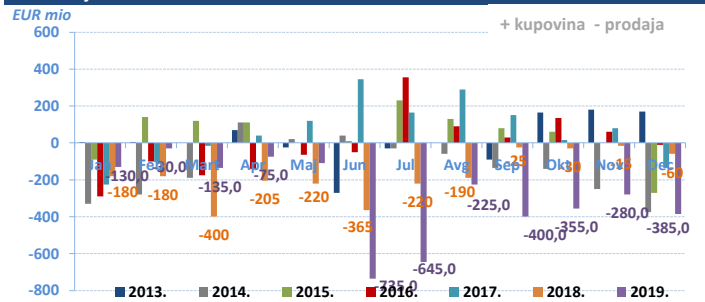


Promet na međubankarskom tržištu / Volumes on FX Interbank market (eur only)

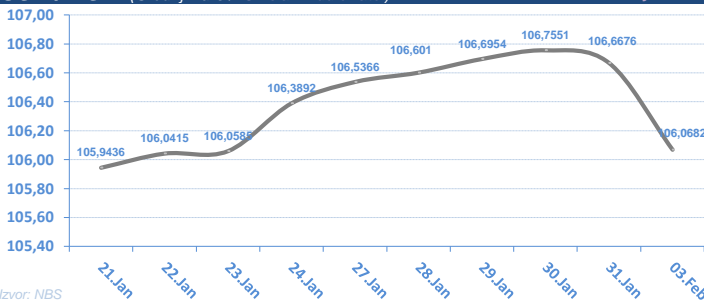


Izvor: NBS

Intervencije NBS na deviznom tržištu / NBS Interventions on FX interbank market

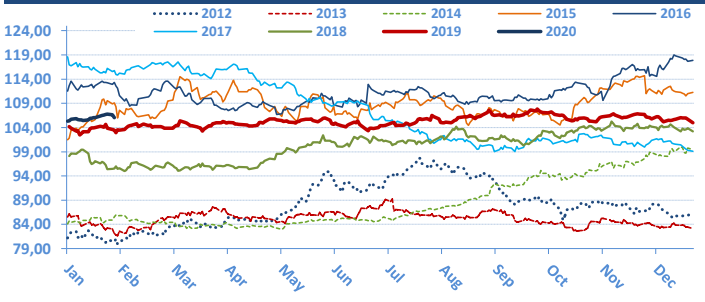


USD / RSD (Srednji kurs / Official middle rate) ▶ 10 dana / 10 days



Izvor: NBS

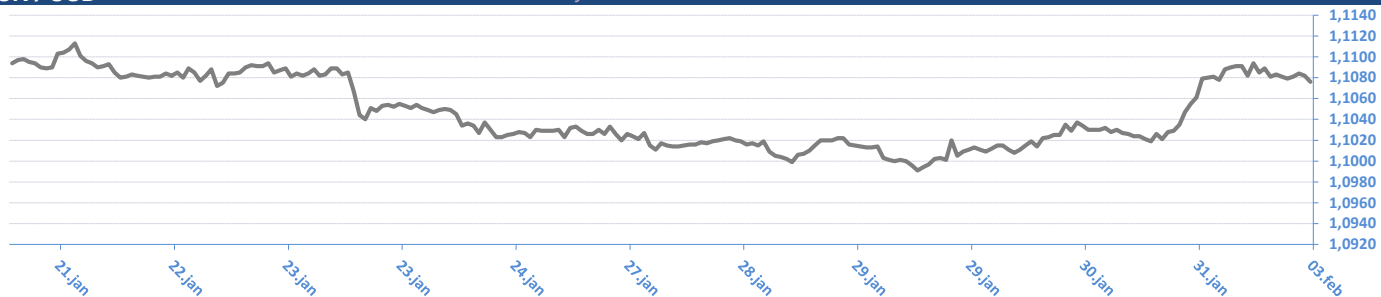
Jan -



Monthly change	EUR/RSD	%	USD/RSD	%	Yearly change	EUR/RSD	%	USD/RSD	%
03.01.20	117,5967	0,03%	105,3073	-1,30%	03.02.20	117,5872	-0,64%	106,0682	1,81%
02.12.19	117,5665	0,04%	106,6943	1,33%	03.01.20	117,5967	-0,63%	105,3073	1,08%
01.11.19	117,5235	0,01%	105,2889	-2,38%	03.01.19	118,3439	0,00%	104,1851	6,16%
01.10.19	117,5135	-0,17%	107,8600	0,70%	03.01.18	118,3431	-4,14%	98,1367	-17,25%
02.09.19	117,7193	-0,02%	107,1149	0,55%	04.01.17	123,4512	1,59%	118,6004	6,34%
01.08.19	117,7449	-0,12%	106,5275	2,44%	04.01.16	121,5145	0,30%	111,5324	9,90%
01.07.19	117,8875	-0,04%	103,9939	-1,42%	05.01.15	121,1543	5,58%	101,4863	20,72%
03.06.19	117,9288	-0,03%	105,4914	-0,08%	03.01.14	114,7559	2,14%	84,0641	-1,67%
03.05.19	117,9626	-0,01%	105,5783	0,57%	03.01.13	112,3495	6,20%	85,4889	5,32%
01.04.19	117,9759	-0,13%	104,9794	1,06%	04.01.12	105,7880	-0,21%	81,1693	2,16%
01.03.19	118,1291	-0,25%	103,8772	0,32%	04.01.11	106,0156	10,47%	79,4541	18,48%
01.02.19	118,4266	0,07%	103,5469	-0,61%	04.01.10	95,9679	7,17%	67,0635	4,25%
03.01.19	118,3439		104,1851		05.01.09	89,5436		64,3273	

EUR / USD

► 10 dana / 10 days

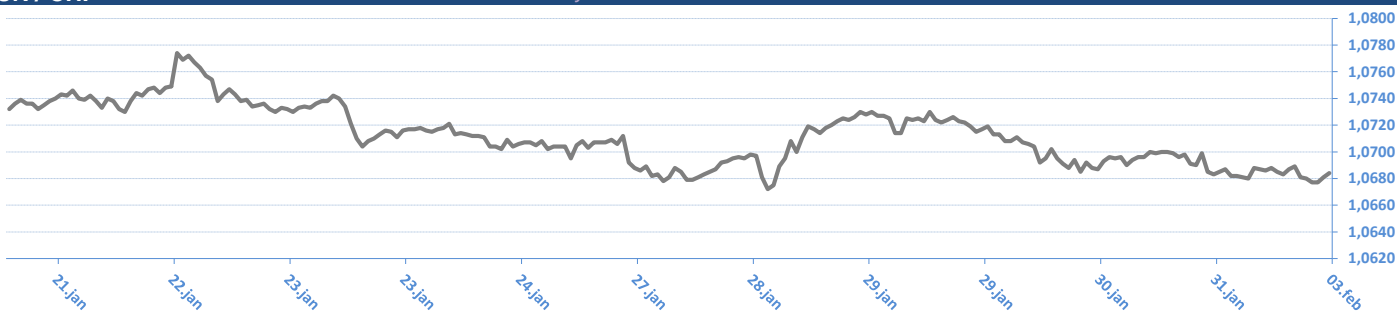


EUR / USD

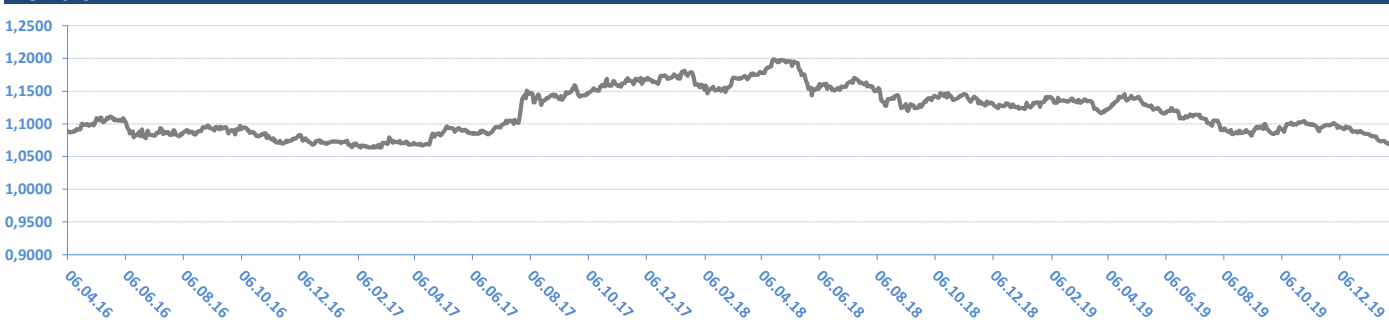


EUR / CHF

► 10 dana / 10 days



EUR / CHF



Izvor / Source: Reuters

03.02.2020 08:20:04

EUR / XX

Valutni par / CCY pair	Kupovni/BID	Prodajni/ASK
EUR/USD	1,1075	1,1079
EUR/JPY	120,2800	120,2900
EUR/GBP	0,8423	0,8427
EUR/CHF	1,0685	1,0690
EUR/DKK	7,4727	7,4734
EUR/NOK	10,1761	10,1768
EUR/SEK	10,6593	10,6600
EUR/CAD	1,4664	1,4669
EUR/AUD	1,6526	1,6530
EUR/HUF	337,2500	337,4000
EUR/CZK	25,2110	25,2260
EUR/PLN	4,2919	4,2954
EUR/HRK	7,4410	7,4460
EUR/RUB	70,7256	70,7474
EUR/NZD	1,7117	1,7124

USD / XX

Valutni par / CCY pair	Kupovni/BID	Prodajni/ASK
USD/EUR	0,9026	0,9026
USD/JPY	108,5700	108,6000
USD/GBP	0,7606	0,7606
USD/CHF	0,9648	0,9649
USD/DKK	6,7455	6,7466
USD/NOK	9,1862	9,1892
USD/SEK	9,6220	9,6250
USD/CAD	1,3240	1,3242
USD/AUD	1,4916	1,4925
USD/HUF	304,4200	304,7000
USD/CZK	22,7580	22,7780
USD/SKK	21,5460	21,6000
USD/PLN	3,8758	3,8763
USD/HRK	6,7187	6,7233
USD/RUB	63,8600	63,8700
USD/NZD	1,5454	1,5458

* Međunarodno devizno međubankarsko tržište / International FX Interbank Market

Izvor / Source: Reuters

EURIBOR

SW	-0,506
1M	-0,454
3M	-0,393
6M	-0,338
1Y	-0,284

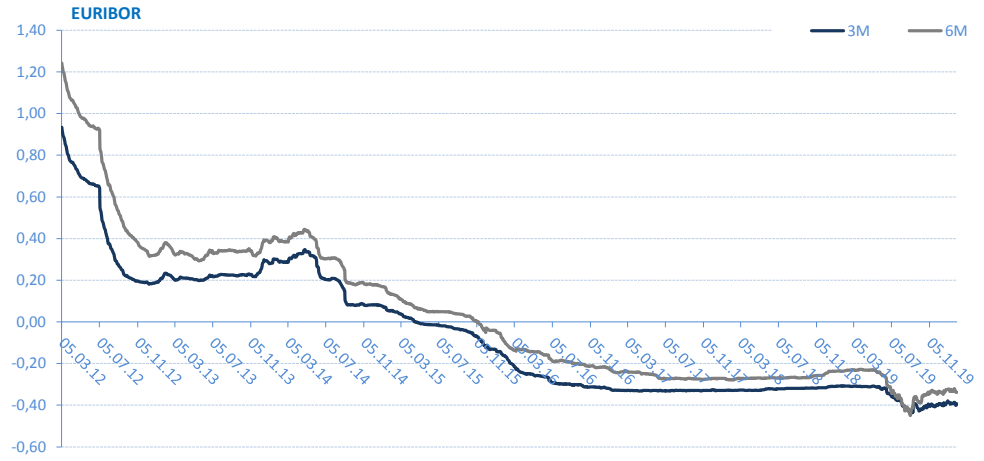
* Izvor: Reuters; Objavljeno prethodnog radnog dana

Kamatne stope Centralnih Banaka

Interest rates of Central banks

CB	Kamatna stopa/Interest rate
USD	1,75
EUR	0,00
GBP	0,75
CAD	1,75
AUD	0,75
JPY	0,10

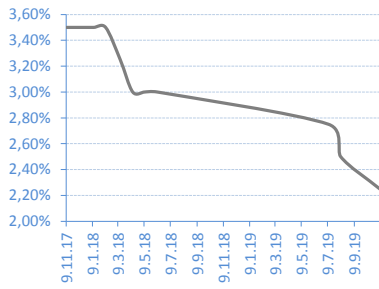
* Izvor: Reuters; Objavljeno prethodnog radnog dana



REFERENTNA KAMATNA STOPA NBS / NBS Key Policy Rates

Date	Rate	Change (%)
07.11.19	2,25%	-10,00%
08.08.19	2,50%	-9,09%
11.07.19	2,75%	-8,33%
08.06.18	3,00%	0,00%
10.05.18	3,00%	0,00%
12.04.18	3,00%	-7,69%
14.03.18	3,25%	-7,14%
08.02.18	3,50%	0,00%
11.01.18	3,50%	0,00%
07.12.17	3,50%	

* Izvor/Source: NBS



BEONIA

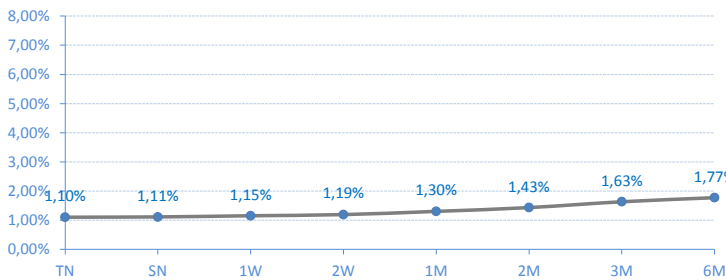
Date	Rate	Change (%)
31.01.20	1,02%	0,99%
30.01.20	1,01%	0,00%
29.01.20	1,01%	0,00%
28.01.20	1,01%	0,00%
27.01.20	1,01%	0,00%
24.01.20	1,01%	1,00%
23.01.20	1,00%	0,00%
22.01.20	1,00%	-0,99%
21.01.20	1,01%	0,00%
20.01.20	1,01%	

* Izvor/Source: Reuters; Objavljeno prethodnog radnog dana / Published on previous working day



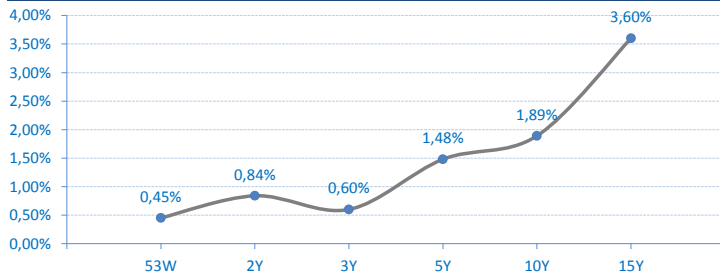
Kamatne stope/Prinos na tržištu / Market Interest Rates

Belibor



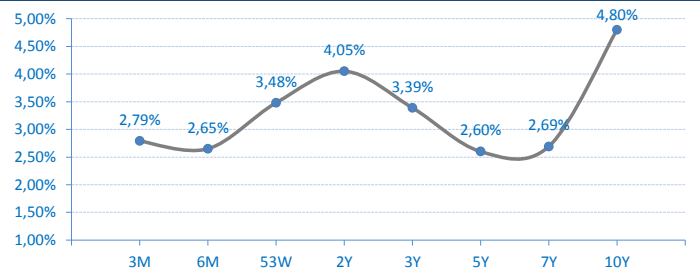
Državne HOV Republike Srbije u Euvrima - prinosi sa poslednje aukcije

Government bonds (EUR) of Republic of Serbia - yield on last primary auction



Državne HOV Republike Srbije u Dinarima - prinosi sa poslednje aukcije

Government bonds (RSD) of Republic of Serbia - yield on last primary auction



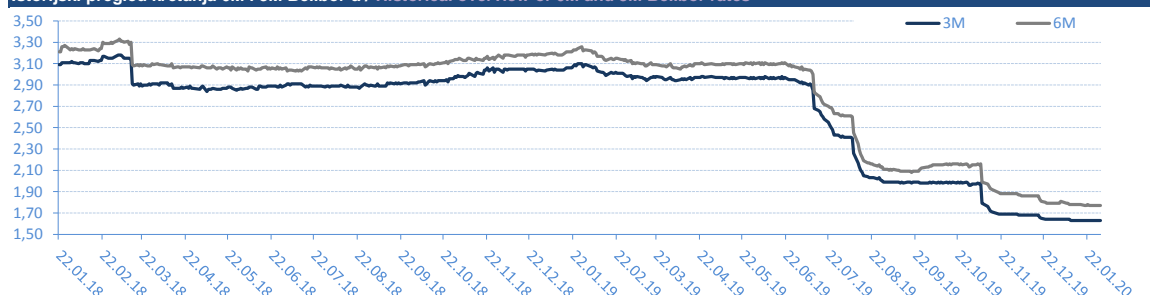
BELIBOR

Trenutne stope / Current rates

TN	1,10%
SN	1,11%
1W	1,15%
2W	1,19%
1M	1,30%
2M	1,43%
3M	1,63%
6M	1,77%

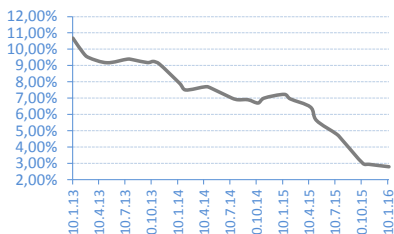
* Izvor/Source: Reuters; Objavljeno prethodnog radnog dana / Published on previous working day

Istorijski pregled kretanja 6M i 3M Belibor-a / Historical overview of 6M and 3M Belibor rates



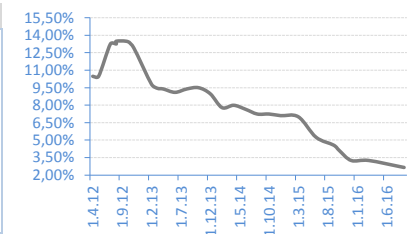
T-BILLS 3M - RSD

Date	Rate	Realisation
14.01.16	2,79%	100,00%
05.11.15	2,94%	100,00%
15.10.15	3,00%	92,18%
06.08.15	4,40%	96,26%
16.07.15	4,79%	98,47%
07.05.15	5,63%	92,92%
16.04.15	6,45%	100,00%
05.02.15	6,95%	45,05%



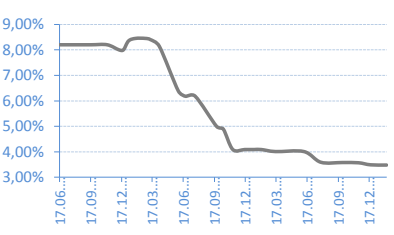
T-BILLS 6M - RSD

Date	Rate	Realisation
01.09.16	2,65%	23,03%
03.03.16	3,25%	96,46%
03.12.15	3,25%	97,22%
08.10.15	4,09%	100,00%
03.09.15	4,57%	87,90%
04.06.15	5,25%	93,30%
05.03.15	7,00%	21,33%
04.12.14	7,10%	100,00%



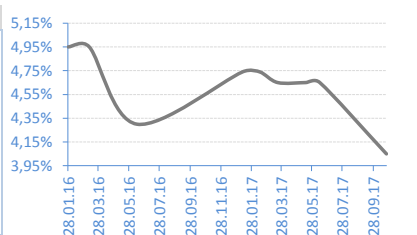
T-BILLS 53W - RSD

Date	Rate	Realisation
06.02.17	3,48%	17,91%
21.12.16	3,49%	32,22%
15.11.16	3,57%	45,64%
28.09.16	3,58%	52,92%
27.07.16	3,59%	49,07%
07.06.16	4,01%	78,06%
15.03.16	4,01%	16,73%
02.02.16	4,09%	63,42%



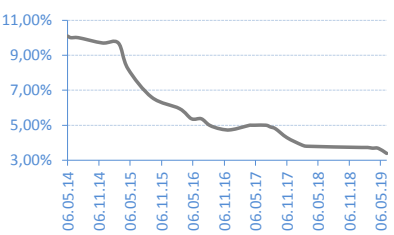
G-BONDS 2Y - RSD

Date	Rate	Realisation
24.10.17	4,05%	116,30%
13.06.17	4,65%	51,56%
16.05.17	4,65%	43,95%
21.03.17	4,65%	100,00%
13.02.17	4,74%	78,80%
10.01.17	4,74%	23,25%
13.06.16	4,30%	95,67%
10.03.16	4,95%	56,41%



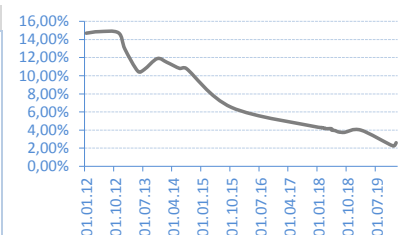
G-BONDS 3Y - RSD

Date	Rate	Realisation
11.06.19	3,39%	62,60%
23.04.19	3,68%	88,70%
19.03.19	3,69%	112,71%
20.02.19	3,73%	120,53%
15.01.19	3,73%	60,94%
28.02.18	3,80%	100,00%
30.01.18	3,88%	34,77%
06.11.17	4,29%	97,97%



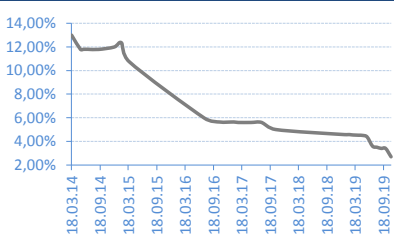
G-BONDS 5Y - RSD

Date	Rate	Realisation
28.01.20	2,60%	122,78%
10.12.19	2,25%	74,90%
05.02.19	4,00%	105,83%
11.09.18	3,74%	98,60%
14.08.18	3,75%	65,62%
17.07.18	3,80%	40,58%
05.06.18	3,95%	35,67%
22.05.18	3,99%	26,18%



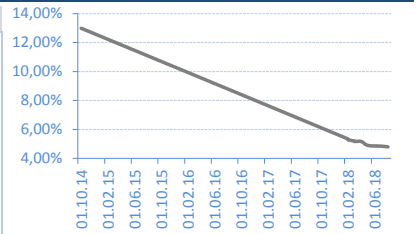
G-BONDS 7Y - RSD

Date	Rate	Realisation
05.11.19	2,69%	100,00%
01.10.19	3,40%	247,35%
03.09.19	3,40%	51,86%
06.08.19	3,50%	47,86%
09.07.19	3,59%	153,64%
04.06.19	4,37%	267,04%
07.05.19	4,50%	134,27%
10.04.19	4,52%	75,42%



G-BONDS 10Y - RSD

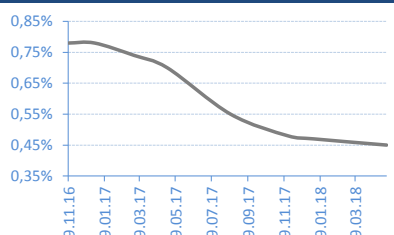
Date	Rate	Realisation
07.08.18	4,80%	26,87%
10.07.18	4,85%	36,97%
15.05.18	4,90%	96,72%
03.04.18	5,17%	26,55%
20.03.18	5,17%	83,61%
06.03.18	5,20%	203,57%



DRŽAVNE HOV Republike Srbije u Evrima - primarna prodaja / Government bonds (EUR) of Republic of Serbia - primary auctions

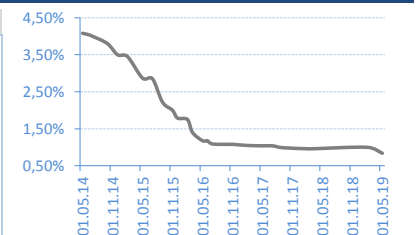
T-BILLS 53W - EUR

Date	Rate	Realisation
21.05.18	0,45%	100,00%
18.01.18	0,47%	98,00%
05.12.17	0,48%	100,00%
30.08.17	0,55%	50,00%
15.05.17	0,70%	91,30%
20.03.17	0,74%	60,00%
12.01.17	0,78%	46,20%
29.11.16	0,78%	100,00%



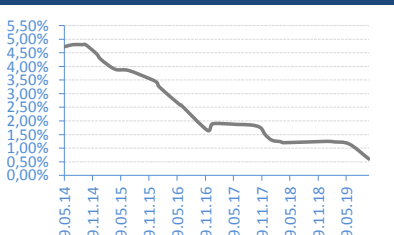
G-BONDS 2Y - EUR

Date	Rate	Realisation
27.05.19	0,84%	148,40%
19.02.19	1,00%	142,00%
22.03.18	0,96%	25,62%
01.02.18	0,96%	52,00%
14.09.17	0,99%	53,60%
12.07.17	1,04%	16,80%
23.05.17	1,04%	99,00%
14.02.17	1,05%	95,35%



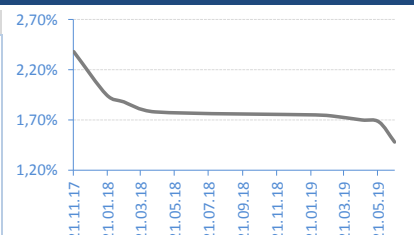
G-BONDS 3Y - EUR

Date	Rate	Realisation
23.10.19	0,60%	100,00%
18.06.19	1,15%	59,14%
12.03.19	1,23%	50,04%
23.01.19	1,25%	32,10%
20.04.18	1,20%	35,96%
28.03.18	1,24%	99,29%
02.02.18	1,29%	100,00%
21.12.17	1,49%	100,00%



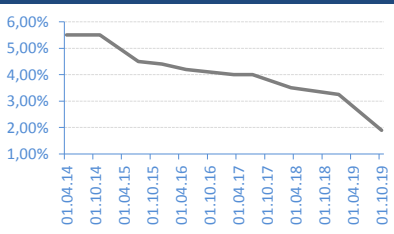
G-BONDS 5Y - EUR

Date	Rate	Realisation
20.06.19	1,48%	47,86%
23.05.19	1,68%	77,32%
22.04.19	1,70%	19,90%
27.02.19	1,74%	37,84%
29.01.19	1,75%	41,25%
16.04.18	1,78%	52,41%
19.02.18	1,88%	79,99%
19.01.18	1,95%	80,28%



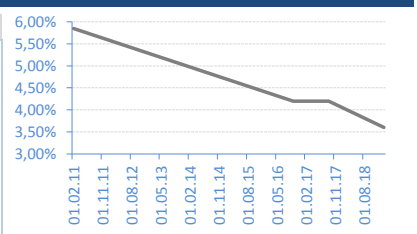
G-BONDS 10Y - EUR

Date	Rate	Realisation
09.10.19	1,89%	100,00%
16.01.19	3,25%	139,40%
26.03.18	3,50%	86,85%
13.07.17	4,00%	42,95%
15.03.17	4,00%	65,60%
25.05.16	4,20%	96,00%
04.12.15	4,40%	100,00%
28.07.15	4,50%	76,77%



G-BONDS 15Y - EUR

Date	Rate	Realisation
06.02.19	3,60%	100,00%
06.09.17	4,20%	70,13%
19.10.16	4,20%	100,00%



AKCIJE / Shares - REGULISANO TRŽIŠTE / REGULATED MARKET

Najtrgovanije HOV / Most Active

	Symbol	Closing price	% Change	Open	Max	Min	No of Trades	Volume	Volume RSD
NIS a.d. Novi Sad	NIIS	749	-0,13%	742	750	741	29	689	516.260
Fintel energija a.d. , Beograd	FINT	650	0,00%	/	/	/	0	0	0
Aerodrom Nikola Tesla a.d. Beograd	AERO	1.073	0,85%	1.050	1.100	1.050	49	4.100	4.398.833
Philip Morris Operations a.d. Nis	DINNPB	5.417	3,89%	5.214	5.450	5.214	7	219	1.170.306
Globos osiguranje a.d. Beograd	GLOS	367	-16,59%	367	367	367	2	4	1.468

Dobitnici / Gainers

	Symbol	Closing price	% Change	Open	Max	Min	No of Trades	Volume	Volume RSD
Aerodrom Nikola Tesla a.d. Beograd	AERO	1.073	0,85%	1.050	1.100	1.050	49	4.100	4.398.833
Philip Morris Operations a.d. Nis	DINNPB	5.417	3,89%	5.214	5.450	5.214	7	219	1.170.306

Gubitnici / Decliners

	Symbol	Closing price	% Change	Open	Max	Min	No of Trades	Volume	Volume RSD
NIS a.d. Novi Sad	NIIS	749	-0,13%	742	750	741	29	689	516.260
Valjaonica bakra Sevojno a.d. Sevojno	VBSE	2.900	-3,33%	2.899	2.910	2.899	3	35	101.490
Globos osiguranje a.d. Beograd	GLOS	367	-16,59%	367	367	367	2	4	1.468

AKCIJE / SHARES - MTP

Najtrgovanije HOV / Most Active

	Symbol	Closing price	% Change	Bid (Volume)	Ask (Volume)	No of Trades	Volume	Volume RSD
Iritel a.d. Beograd	IRTL	1.127	2,45%	1150	1106	1127	4	114
Informatika a.d. Beograd	INFM	1.200	0,00%	1200	1200	1200	1	3
Planum GP a.d. Beograd	PLNM	500	0,00%	500	500	500	1	28
Tehnohemija u restrukturiranju a.d. Beograd	THHM	190	-2,06%	194	190	190	12	32.374

Dobitnici / Gainers

	Symbol	Closing price	% Change	Bid (Volume)	Ask (Volume)	No of Trades	Volume	Volume RSD
Min Div a.d. Svrlijig	SVRL	700	2,79%	700	681	691	7	404
Iritel a.d. Beograd	IRTL	1.127	2,45%	1150	1106	1127	4	114
Geosonda - Fundiranje a.d. Beograd	GSFD	505	1,00%	505	505	505	5	50
PD Zajecar a.d. Zajecar	PDZA	10.455	7,81%	10500	9698	10389	4	23

Gubitnici / Decliners

	Symbol	Closing price	% Change	Bid (Volume)	Ask (Volume)	No of Trades	Volume	Volume RSD
Tehnohemija u restrukturiranju a.d. Beograd	THHM	190	-2,06%	194	190	190	12	32.374

Kontakti / Contacts:

Srđan Tomašević

srđjan.tomasevic@erstebank.rs

Trgovanje / Trading

011/220 9116

Aleksandar Zarić

aleksandar.zaric@erstebank.rs

Prodaja / Sales

011/220 9198

Aleksandra Parčetić

aleksandra.parcetic@erstebank.rs

Brokersko poslovanje / Brokerage

011/220 9159

Vladimir Vulević

vladimir.vulevic@erstebank.rs

Podrška i Razvoj / Support and Development

011 / 201 50 50

Nenad Đurović

nenad.djurovic@erstebank.rs

Trgovanje / Trading

011/ 220 9115

Dušan Stević

dusan.stevic@erstebank.rs

Prodaja / Sales

011/220 9118

Goran Sladoje

goran.sladoje@erstebank.rs

Prodaja / Sales

011/ 220 9132

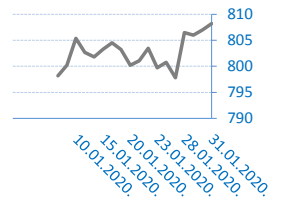
Izveštaj sačinio / Prepared by: Sektor sredstava / Treasury division

Informacije i cene iz ovog pregleda dobijene su iz izvora za koje verujemo da su pouzdani ali ne garantujemo njihovu tačnost i potpunost. Navedene informacije su važeće samo u trenutku njihovog sastavljanja a objavljuju se u ciju opšteg informisanja, pri čemu ne predstavljaju bilo kakav oblik investicionog saveta niti preporuke za investiranje niti na bilo koji način obavezuju Erste Bank ad Novi Sad u pogledu odgovornosti za štetu nastalu upotrebom informacija iz ovog pregleda.

The information and prices in this review are obtained from sources that we believe are reliable, but we do not guarantee their accuracy and completeness. The mentioned information is valid only at the time of their compilation and are published in the general information, whereby they do not represent any form of investment advice or recommendations for investing or in any way obligate Erste Bank ad Novi Sad in respect of liability for damages arising from the use of information referred to in of this review.

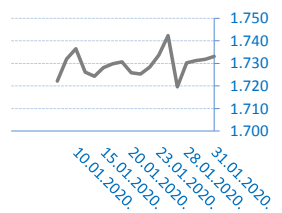
BELEX15

Vrednost / Value	808,22
Promena / Change	1,24
%	0,15%



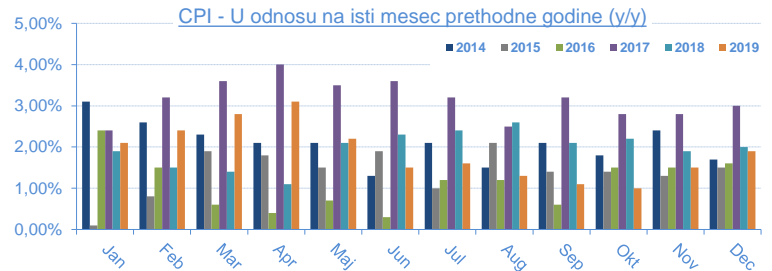
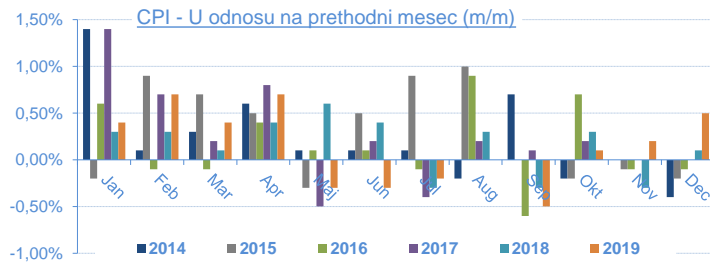
BELEXline

Vrednost / Value	1.733,14
Promena / Change	1,31
%	0,08%



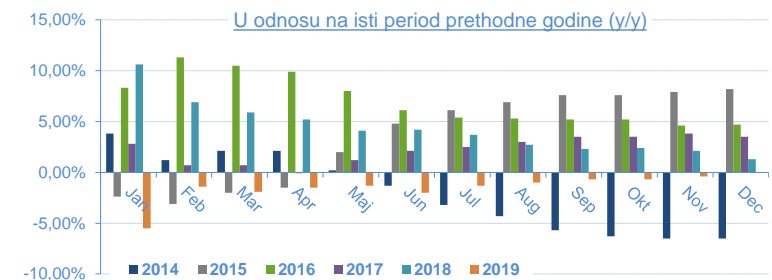
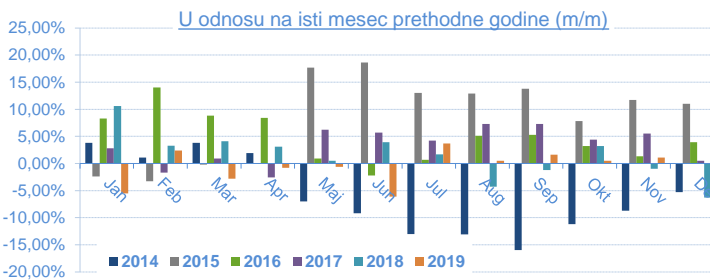
Indeks potrošačkih cena (Consumer Price Index - CPI) / 2018

	Jan	Feb	Mar	Apr	Maj	Jun	Jul	Aug	Sep	Okt	Nov	Dec
U odnosu na prethodni mesec (m/m)	0,40%	0,70%	0,40%	0,70%	-0,30%	-0,30%	-0,20%	0,00%	-0,50%	0,10%	0,20%	0,50%
U odnosu na isti mesec 2018. (y/y)	2,10%	2,40%	2,80%	3,10%	2,20%	1,50%	1,60%	1,30%	1,10%	1,00%	1,50%	1,90%
U odnosu na decembar 2018.		1,10%	1,50%	2,30%	2,00%	1,70%	1,50%	1,50%	1,00%	1,20%	1,40%	1,70%
Datum objavljivanja / Published date	22.02.19	12.03.19	12.04.19	13.05.19	12.06.19	12.07.19	12.08.19	12.09.19	11.10.19	12.11.19	12.12.19	13.01.20



INDUSTRIJSKA PROIZVODNJA / Industrial production / 2019

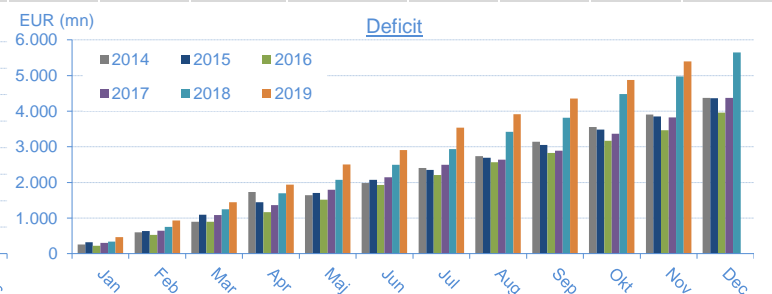
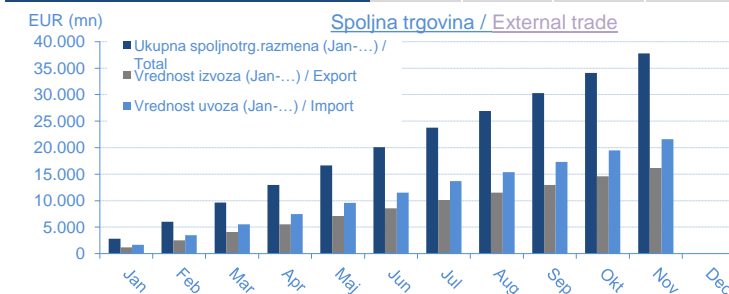
	Jan	Feb	Mar	Apr	Maj	Jun	Jul	Aug	Sep	Okt	Nov	Dec
U odnosu na isti mesec 2018 (m/m)	-5,50%	2,40%	-2,80%	-0,80%	-0,60%	-6,10%	3,70%	0,50%	1,60%	0,50%	1,10%	
U odnosu na isti period 2018 (jan-...) (y/y)	-5,50%	-1,40%	-1,90%	-1,50%	-1,30%	-2,00%	-1,30%	-1,00%	-0,70%	-0,70%	-0,40%	
U odnosu na prosek 2018	-12,20%	-7,40%	2,30%	-4,40%	1,10%	-2,50%	1,70%		3,80%	10,50%	7,60%	
Datum objavljivanja / Published date	28.02.19	29.03.19	30.04.19	31.05.19	28.06.19	31.07.19	30.08.19	30.09.19	31.10.19	29.11.19	29.12.19	



SPOLJNOTRGOVINSKA ROBNA RAZMENA / External Trade / 2019

* u eur mln

Mesec/Month	Jan	Feb	Mar	Apr	Maj	Jun	Jul	Aug	Sep	Okt	Nov	Dec
Ukupna spoljnotrg.razmena (Jan-...) / Total	2.840,40	6.015,80	9.626,40	12.958,60	16.675,50	20.077,90	23.801,00	26.891,80	30.323,80	34.095,90	37.765,80	
Promena / Yearly change	7,80%	9,80%	8,10%	8,30%	9,70%	8,00%	9,00%	7,90%	7,90%	7,50%	7,60%	
Vrednost izvoza (Jan-...) / Export	1.186,90	2.539,90	4.092,80	5.510,50	7.087,40	8.584,20	10.131,20	11.488,50	12.986,20	14.607,70	16.183,60	
Promena / Yearly change	3,00%	7,10%	6,90%	7,30%	8,30%	6,70%	7,20%	6,90%	7,00%	7,30%	7,40%	
Vrednost uvoza (Jan-...) / Import	1.653,50	3.475,90	5.533,60	7.448,10	9.588,10	11.493,70	13.669,80	15.403,30	17.337,60	19.488,20	21.582,20	
Promena / Yearly change	11,50%	11,70%	9,00%	9,00%	10,80%	9,10%	10,40%	8,70%	8,70%	7,80%	7,70%	
Deficit (jan-...)	466,70	936,00	1.440,80	1.937,70	2.500,70	2.909,50	3.538,60	3.914,80	4.351,40	4.880,50	5.398,60	
Promena / Yearly change	40,90%	26,50%	15,60%	14,20%	18,80%	17,00%	20,60%	14,50%	14,10%	9,20%	8,60%	
Pokrivенost uvoza izvozom (Export/Import ratio)	71,80%	73,10%	74,00%	74,00%	73,90%	74,70%	74,10%	74,60%	74,9%	74,9%	75,0%	
Datum objavljivanja / Published date	12.03.19	29.03.19	30.04.19	31.05.19	28.06.19	31.07.19	30.08.19	30.09.19	31.10.19	29.11.19	29.12.19	



BUDŽETSKI BALANS / Budget balance

* u rsd mln

Budžetski balans u 2018.	32.183,97
January 2019	23.620,61
February 2019	-1.429,81
March 2019	-6.363,12
April 2019	-10.322,94
May 2019	2.776,26
June 2019	13.189,82
July 2019	27.059,77
August 2019	-1.883,59
September 2019	3.248,29
October 2019	14.877,82
November 2019	-2.546,62
December 2019	
Budžetski balans u 2019. / Total 2019	62.226,50
Planirani deficit u 2019. / Planned	-3.344,12
Ostvarenje plana / Realisation	
Datum ažuriranja / Published date	06.01.20

